



Midi-B - Midi-B WW

Midi-B FX

Photometrics

11/2023

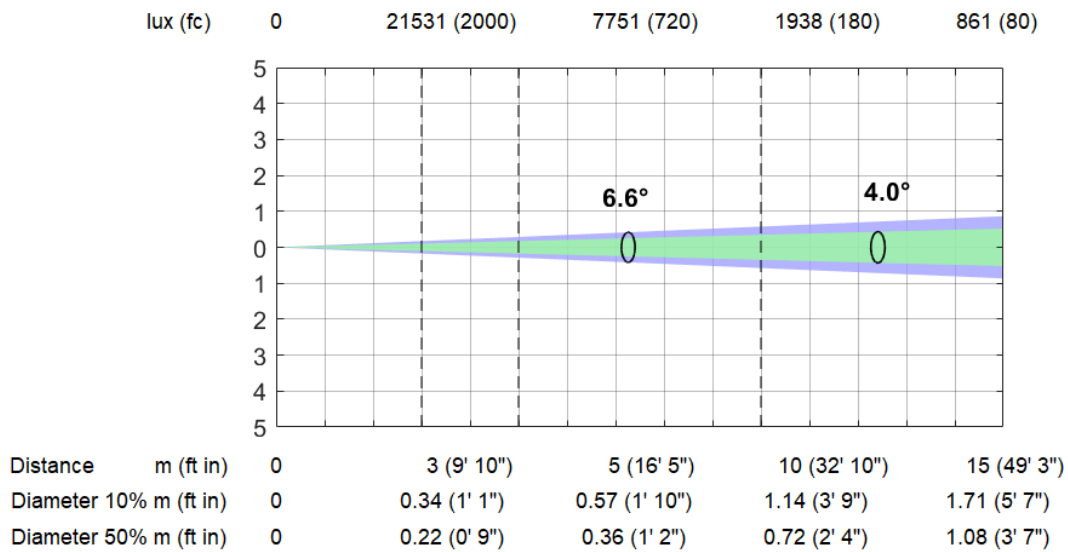
***Lumen values detected with integrating sphere**

Key Diameter 10%-50%: beam diameter for 10% and 50% of maximum illumination.

Minimum Zoom

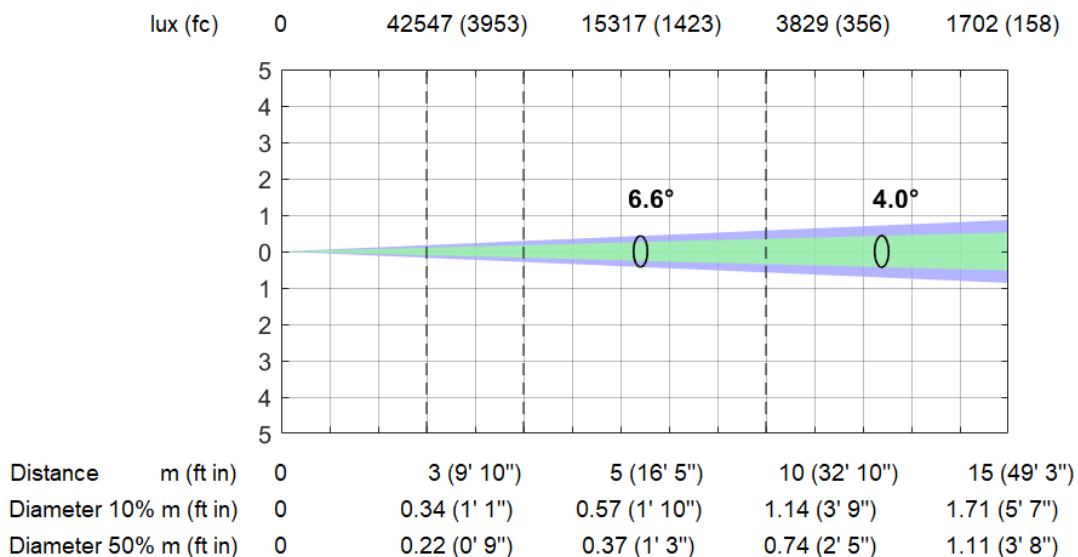
RED (Auto Fan mode) (6.6° 10% - 4° 50%)

Total Output: 1155 lumens



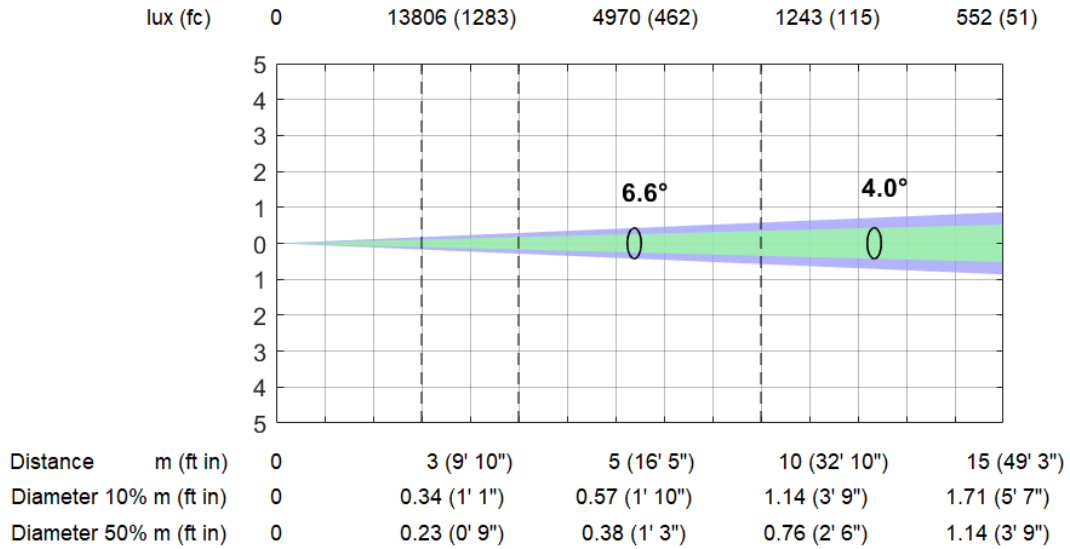
GREEN (Auto Fan mode) (6.6° 10% - 4° 50%)

Total Output: 2355 lumens



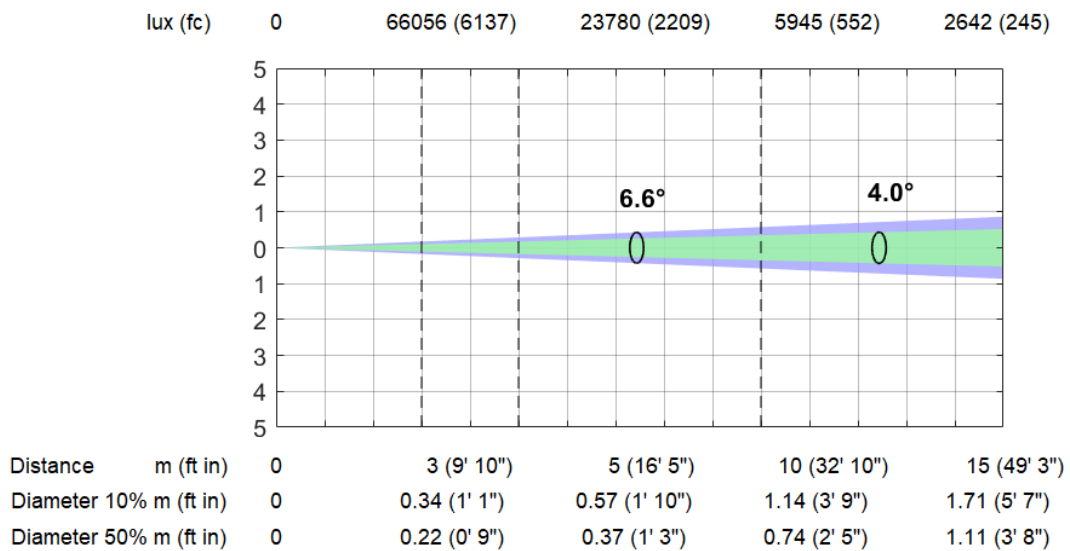
BLUE (Auto Fan mode) (6.6° 10% - 4° 50%)

Total Output: 784 lumens



WHITE (Auto Fan mode) (6.6° 10% - 4° 50%)

Total Output: 3682 lumens





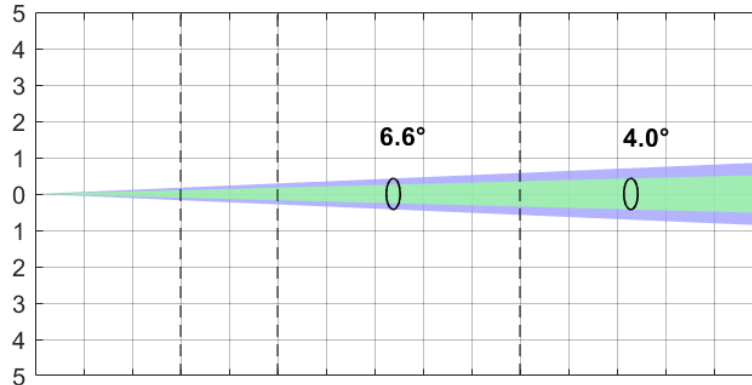
Midi-B - Midi-B WW Midi-B FX Photometrics

11/2023

FULL COLOR (Auto Fan mode) (6.6° 10% - 4° 50%)

Total Output: 5872 lumens

lux (fc) 0 105833 (9832) 38100 (3540) 9525 (885) 4233 (393)

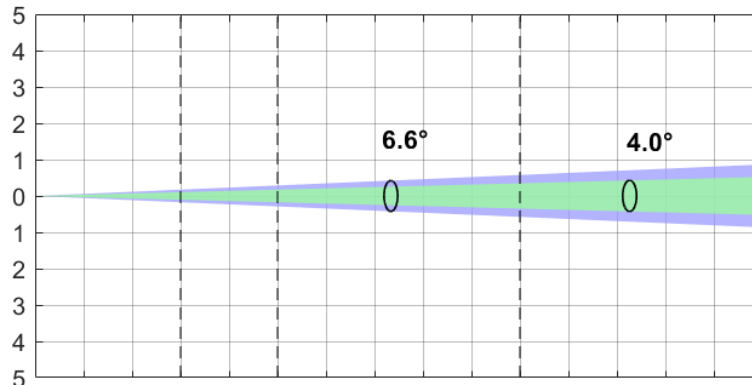


Distance	m (ft in)	0	3 (9' 10")	5 (16' 5")	10 (32' 10")	15 (49' 3")
Diameter 10% m (ft in)		0	0.34 (1' 1")	0.57 (1' 10")	1.14 (3' 9")	1.71 (5' 7")
Diameter 50% m (ft in)		0	0.22 (0' 9")	0.37 (1' 3")	0.74 (2' 5")	1.11 (3' 8")

FULL COLOR (SLN Fan mode) (6.6° 10% - 4° 50%)

Total Output: 4139 lumens

lux (fc) 0 74175 (6891) 26703 (2481) 6676 (620) 2967 (276)



Distance	m (ft in)	0	3 (9' 10")	5 (16' 5")	10 (32' 10")	15 (49' 3")
Diameter 10% m (ft in)		0	0.34 (1' 1")	0.57 (1' 10")	1.14 (3' 9")	1.71 (5' 7")
Diameter 50% m (ft in)		0	0.22 (0' 9")	0.37 (1' 3")	0.74 (2' 5")	1.11 (3' 8")



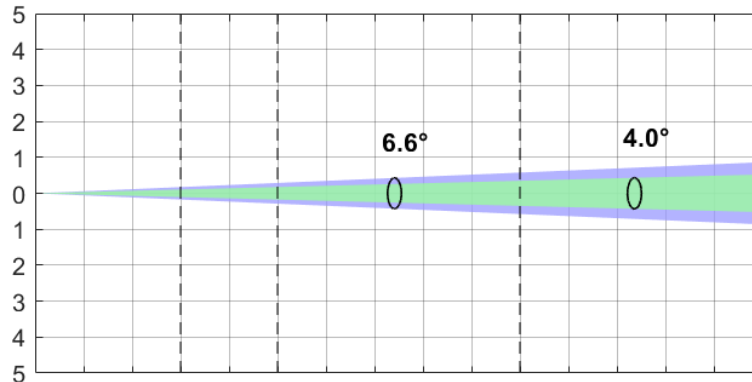
Midi-B - Midi-B WW Midi-B FX Photometrics

11/2023

FULL COLOR (Theatre Fan mode) (6.6° 10% - 4° 50%)

Total Output: 2907 lumens

lux (fc) 0 53258 (4948) 19173 (1781) 4793 (445) 2130 (198)

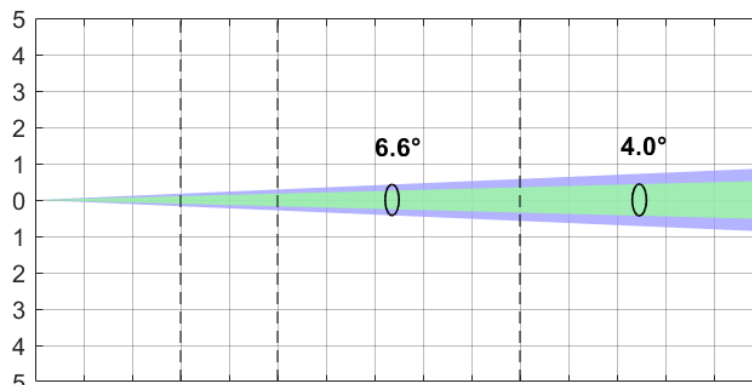


Distance	m (ft in)	0	3 (9' 10")	5 (16' 5")	10 (32' 10")	15 (49' 3")
Diameter 10% m (ft in)		0	0.34 (1' 1")	0.57 (1' 10")	1.14 (3' 9")	1.71 (5' 7")
Diameter 50% m (ft in)		0	0.22 (0' 9")	0.36 (1' 2")	0.72 (2' 4")	1.08 (3' 7")

FULL COLOR (Constant Fan mode) (6.6° 10% - 4° 50%)

Total Output: 6212 lumens

lux (fc) 0 106944 (9935) 38500 (3577) 9625 (894) 4278 (397)

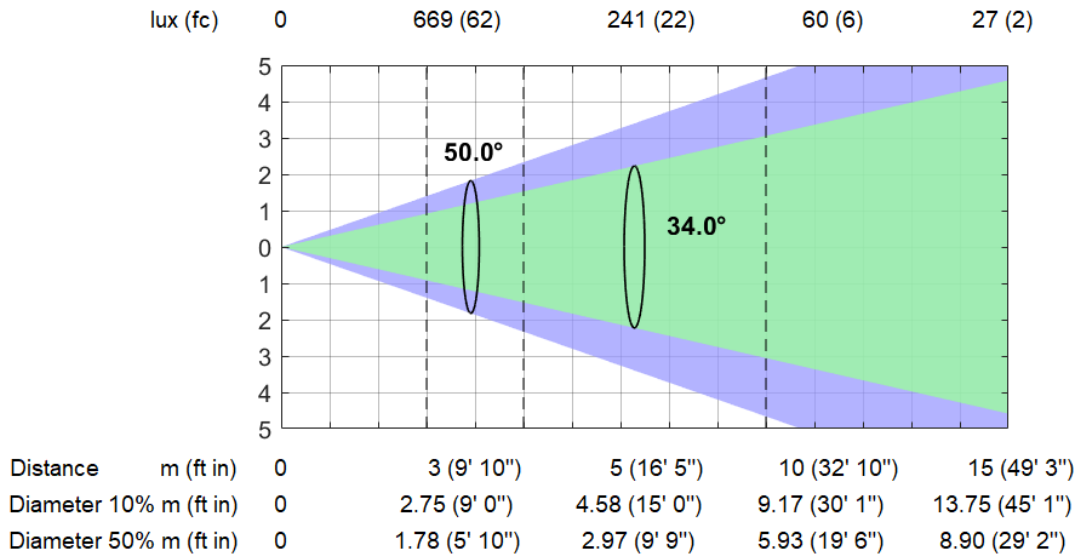


Distance	m (ft in)	0	3 (9' 10")	5 (16' 5")	10 (32' 10")	15 (49' 3")
Diameter 10% m (ft in)		0	0.35 (1' 2")	0.58 (1' 11")	1.16 (3' 10")	1.74 (5' 9")
Diameter 50% m (ft in)		0	0.23 (0' 9")	0.38 (1' 3")	0.76 (2' 6")	1.14 (3' 9")

Maximum Zoom

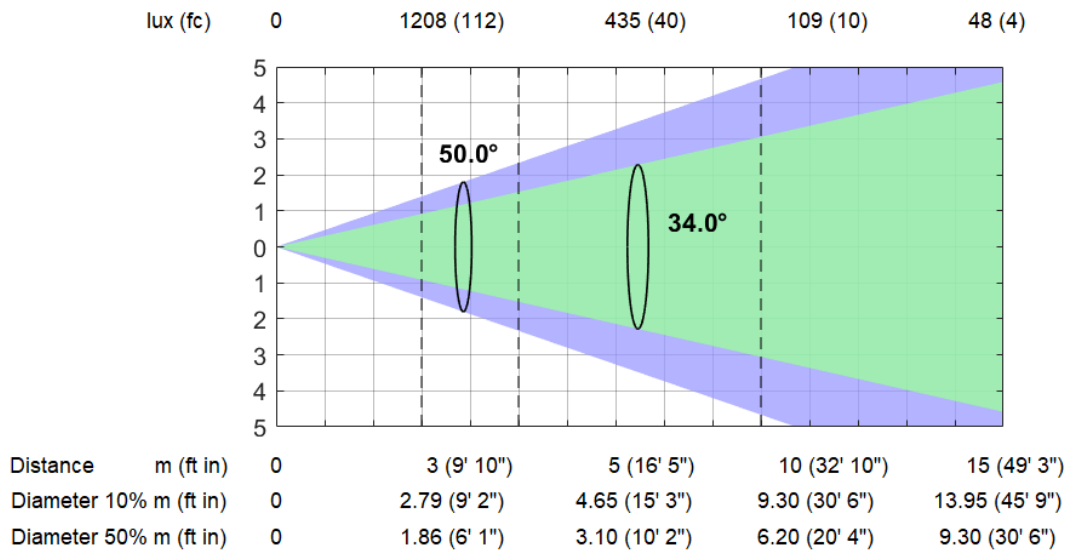
RED (Auto Fan mode) (50° 10% - 34° 50%)

Total Output: 2337 lumens



GREEN (Auto Fan mode) (50° 10% - 34° 50%)

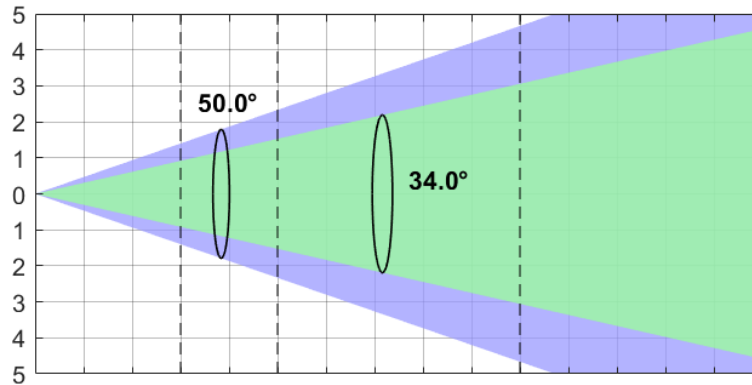
Total Output: 4602 lumens



BLUE (Auto Fan mode) (50° 10% - 34° 50%)

Total Output: 658 lumens

lux (fc) 0 191 (18) 69 (6) 17 (2) 8 (1)

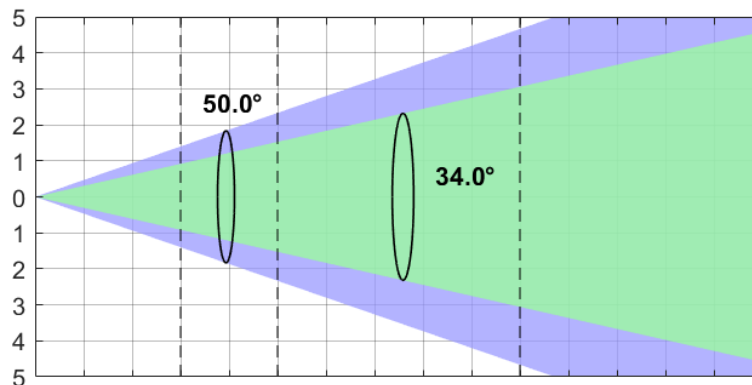


Distance	m (ft in)	0	3 (9' 10")	5 (16' 5")	10 (32' 10")	15 (49' 3")
Diameter 10% m (ft in)		0	2.75 (9' 0")	4.58 (15' 0")	9.17 (30' 1")	13.75 (45' 1")
Diameter 50% m (ft in)		0	1.77 (5' 10")	2.95 (9' 8")	5.90 (19' 4")	8.85 (29' 0")

WHITE (Auto Fan mode) (50° 10% - 34° 50%)

Total Output: 7525 lumens

lux (fc) 0 1790 (166) 644 (60) 161 (15) 72 (7)

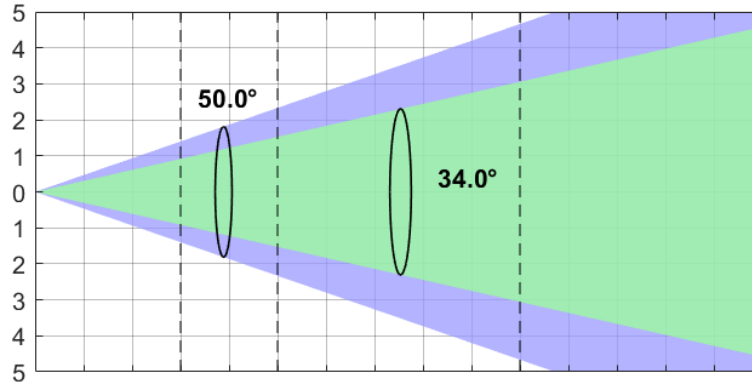


Distance	m (ft in)	0	3 (9' 10")	5 (16' 5")	10 (32' 10")	15 (49' 3")
Diameter 10% m (ft in)		0	2.89 (9' 6")	4.82 (15' 10")	9.63 (31' 7")	14.45 (47' 5")
Diameter 50% m (ft in)		0	1.97 (6' 6")	3.28 (10' 9")	6.57 (21' 7")	9.85 (32' 4")

FULL COLOR (Auto Fan mode) (50° 10% - 34° 50%)

Total Output: 10279 lumens

lux (fc) 0 2745 (255) 988 (92) 247 (23) 110 (10)

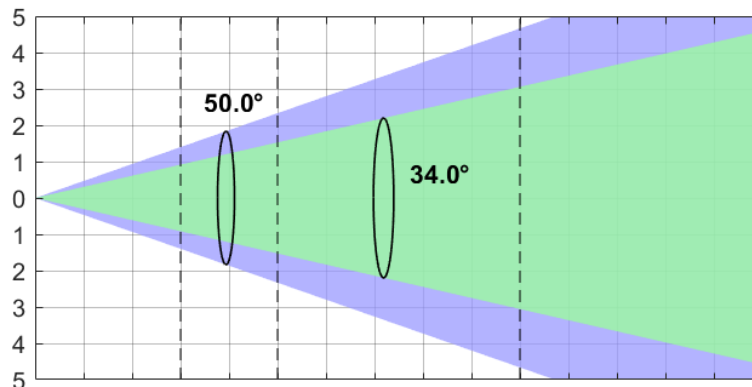


Distance	m (ft in)	0	3 (9' 10")	5 (16' 5")	10 (32' 10")	15 (49' 3")
Diameter 10% m (ft in)		0	2.78 (9' 1")	4.63 (15' 2")	9.27 (30' 5")	13.90 (45' 7")
Diameter 50% m (ft in)		0	1.84 (6' 0")	3.07 (10' 1")	6.13 (20' 1")	9.20 (30' 2")

FULL COLOR (SLN Fan mode) (50° 10% - 34° 50%)

Total Output: 8304 lumens

lux (fc) 0 2202 (205) 793 (74) 198 (18) 88 (8)

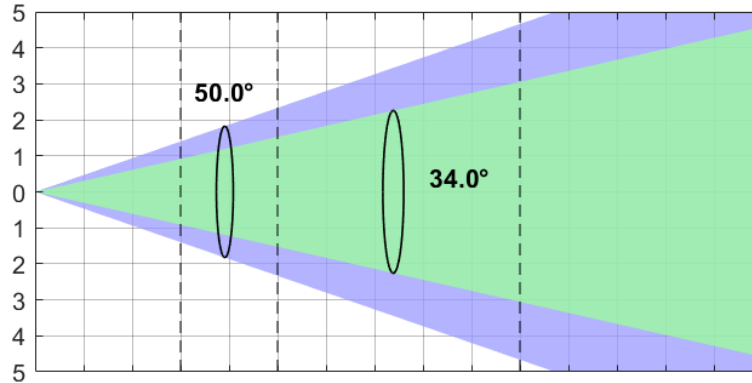


Distance	m (ft in)	0	3 (9' 10")	5 (16' 5")	10 (32' 10")	15 (49' 3")
Diameter 10% m (ft in)		0	2.78 (9' 1")	4.63 (15' 2")	9.27 (30' 5")	13.90 (45' 7")
Diameter 50% m (ft in)		0	1.85 (6' 1")	3.08 (10' 1")	6.17 (20' 3")	9.25 (30' 4")

FULL COLOR (Theatre Fan mode) (50° 10% - 34° 50%)

Total Output: 5797 lumens

lux (fc) 0 1527 (142) 550 (51) 137 (13) 61 (6)

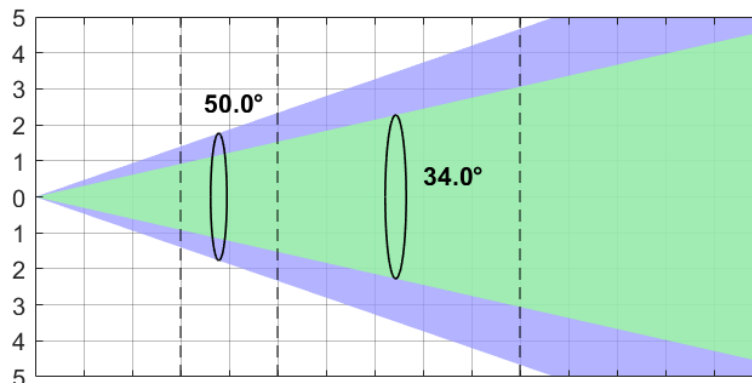


Distance	m (ft in)	0	3 (9' 10")	5 (16' 5")	10 (32' 10")	15 (49' 3")
Diameter 10% m (ft in)		0	2.80 (9' 2")	4.67 (15' 4")	9.33 (30' 7")	14.00 (45' 11")
Diameter 50% m (ft in)		0	1.86 (6' 1")	3.10 (10' 2")	6.20 (20' 4")	9.30 (30' 6")

FULL COLOR (Constant Fan mode) (50° 10% - 34° 50%)

Total Output: 11401 lumens

lux (fc) 0 3030 (281) 1091 (101) 273 (25) 121 (11)



Distance	m (ft in)	0	3 (9' 10")	5 (16' 5")	10 (32' 10")	15 (49' 3")
Diameter 10% m (ft in)		0	2.78 (9' 1")	4.63 (15' 2")	9.27 (30' 5")	13.90 (45' 7")
Diameter 50% m (ft in)		0	1.85 (6' 1")	3.08 (10' 1")	6.17 (20' 3")	9.25 (30' 4")