

# AXCOR WASH 600

**EN** PHOTOMETRIC DIAGRAMS

**ES** DIAGRAMAS FOTOMÉTRICOS

**IT** DIAGRAMMI FOTOMETRICI

**FR** DIAGRAMMES PHOTOMETRIQUES

**DE** FOTOMETRISCHE DIAGRAMME

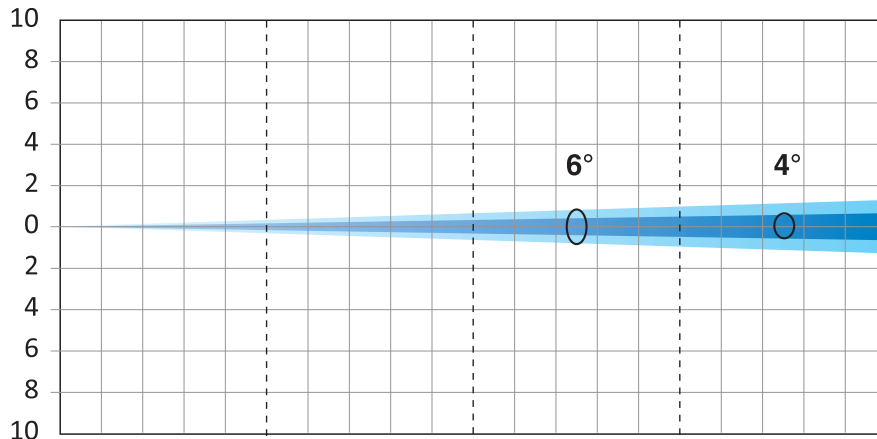
**Key** Diameter 10%-50%: beam diameter for 10% and 50% of maximum illumination.  
**Legenda** Diameter 10%-50%: valori del diametro del fascio luminoso corrispondenti al 10% e 50% dell'illuminamento massimo.  
**Legende** Diameter 10%-50%: Lichtkreis-Durchmesser bei 10% bzw. 50% maximaler Ausleuchtung.  
**Leyenda** Diameter 10%-50%: valores del diámetro del haz luminoso correspondientes al 10% y 50% de la iluminación máxima.  
**Légende** Diameter 10%-50%: valeurs du diamètre du faisceau lumineux correspondant à 10% et 50% de l'éclairage maximum.

## Axcor Wash 600 (standard)

**Minimum Zoom (6° 10% - 4° 50%)**

**Total Output: 14800 lumens**

lux (fc) 0 137228 (12748) 34307 (3187) 15248 (1416) 8577 (797)

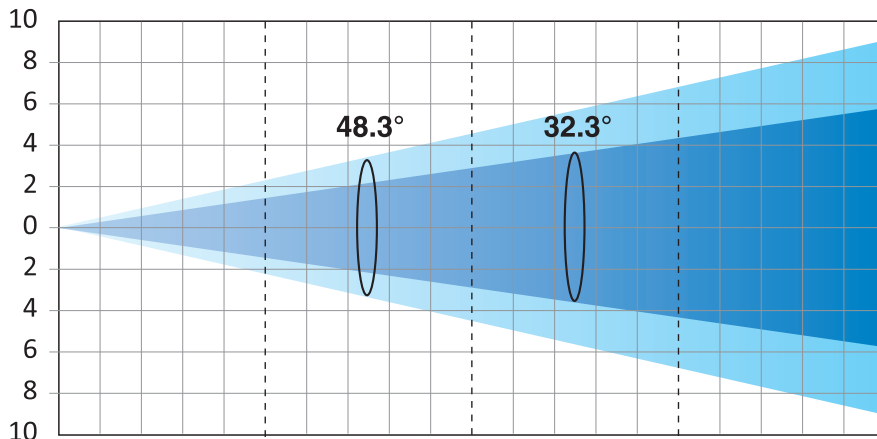


Distance	m (ft in)	0	5 (16' 5'')	10 (32' 10'')	15 (49' 3'')	20 (65' 7'')
<b>Diameter 10%</b>	m (ft in)	0	0.52 (1' 8'')	1.04 (3' 5'')	1.56 (5' 1'')	2.08 (6' 10'')
<b>Diameter 50%</b>	m (ft in)	0	0.35 (1' 2'')	0.69 (2' 3'')	1.04 (3' 5'')	1.38 (4' 6'')

## Maximum Zoom (48.3° 10% - 32.3° 50%)

**Total Output: 14100 lumens**

lux (fc) 0 1825 (170) 456 (42.4) 203 (18.8) 114 (10.6)



Distance	m (ft in)	0	5 (16' 5'')	10 (32' 10'')	15 (49' 3'')	20 (65' 7'')
<b>Diameter 10%</b>	m (ft in)	0	4.48 (14' 9'')	8.97 (29' 5'')	13.45 (44' 2'')	17.93 (58' 10'')
<b>Diameter 50%</b>	m (ft in)	0	2.90 (9' 6'')	5.80 (19' 0'')	8.70 (28' 7'')	11.60 (38' 1'')

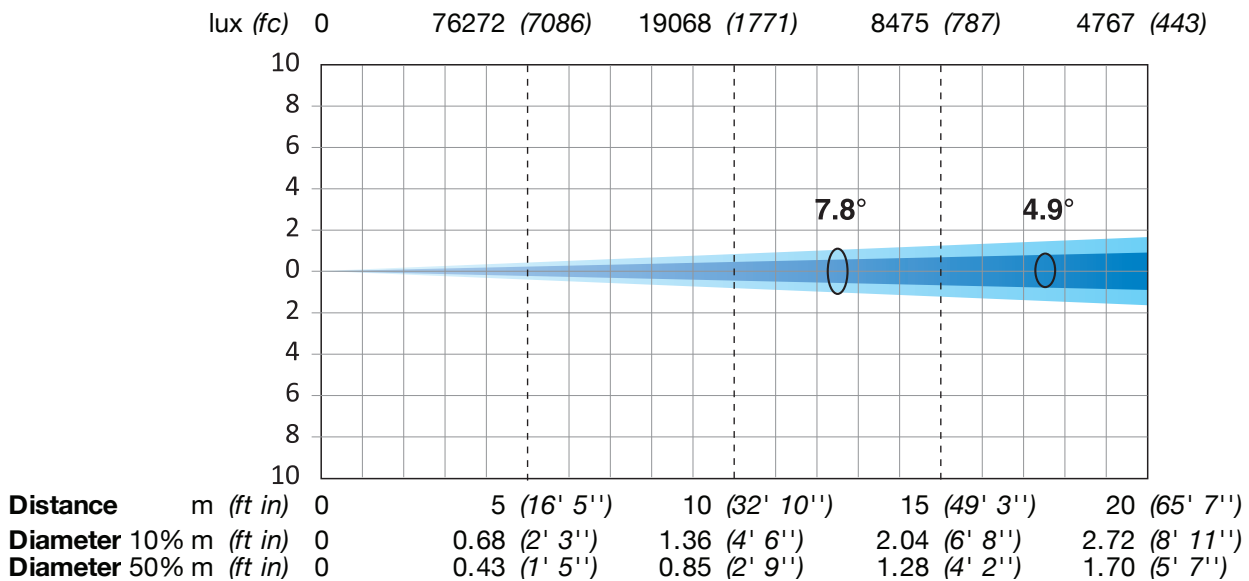
# AXCOR WASH 600

- EN** PHOTOMETRIC DIAGRAMS
- ES** DIAGRAMAS FOTOMÉTRICOS
- IT** DIAGRAMMI FOTOMETRICI
- FR** DIAGRAMMES PHOTOMETRIQUES
- DE** FOTOMETRISCHE DIAGRAMME

## Axcor Wash 600 (with Fresnel lens kit - CZ1000)

### Minimum Zoom (7.8° 10% - 4.9° 50%)

Total Output: 13300 lumens



### Maximum Zoom (46.7° 10% - 30.6° 50%)

Total Output: 12800 lumens

