

# MINI-B MINI-B WW MINI-B AQUA

EN PHOTOMETRIC DIAGRAMMS

ES DIAGRAMAS FOTOMÉTRICOS

IT DIAGRAMMI FOTOMETRICI

FR DIAGRAMMES PHOTOMETRIQUES

DE FOTOMETRISCHE DIAGRAMME

**Key** Diameter 10%-50%: beam diameter for 10% and 50% of maximum illumination.

**Legenda** Diameter 10%-50%: valori del diametro del fascio luminoso corrispondenti al 10% e 50% dell'illuminamento massimo.

**Legende** Diameter 10%-50%: Lichtkreis-Durchmesser bei 10% bzw. 50% maximaler Ausleuchtung.

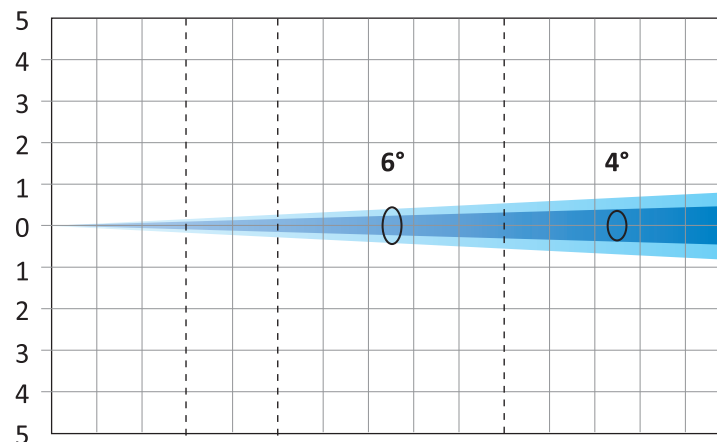
**Leyenda** Diameter 10%-50%: valores del diámetro del haz luminoso correspondientes al 10% y 50% de la iluminación máxima.

**Légende** Diameter 10%-50%: valeurs du diamètre du faisceau lumineux correspondant à 10% et 50% de l'éclairage maximum.

## Minimum Zoom (6° 10% - 4° 50%)

**Total Output: 2150 lumens (Full colors - AUTO mode)**

<b>Red (AUTO mode)</b>	lux (fc)	0	8747 (813)	3149 (293)	787 (73.1)	350 (32.5)
<b>Green (AUTO mode)</b>	lux (fc)	0	16811 (1562)	6052 (562)	1513 (141)	672 (62.5)
<b>Blue (AUTO mode)</b>	lux (fc)	0	2253 (209)	811 (75.3)	203 (18.8)	90 (8.37)
<b>White (AUTO mode)</b>	lux (fc)	0	26433 (2456)	9516 (884)	2379 (221)	1057 (98.2)
<b>Full colors (AUTO mode)</b>	lux (fc)	0	46181 (4290)	16625 (1544)	4156 (386)	1847 (172)



<b>Distance</b>	m (ft in)	0	3 (9' 10")	5 (16' 5")	10 (32' 10")	15 (49' 3")
<b>Diameter 10%</b>	m (ft in)	0	0.34 (1' 1")	0.56 (1' 10")	1.12 (3' 8")	1.68 (5' 6")
<b>Diameter 50%</b>	m (ft in)	0	0.23 (0' 9")	0.38 (1' 3")	0.75 (2' 6")	1.13 (3' 8")

# MINI-B MINI-B WW MINI-B AQUA

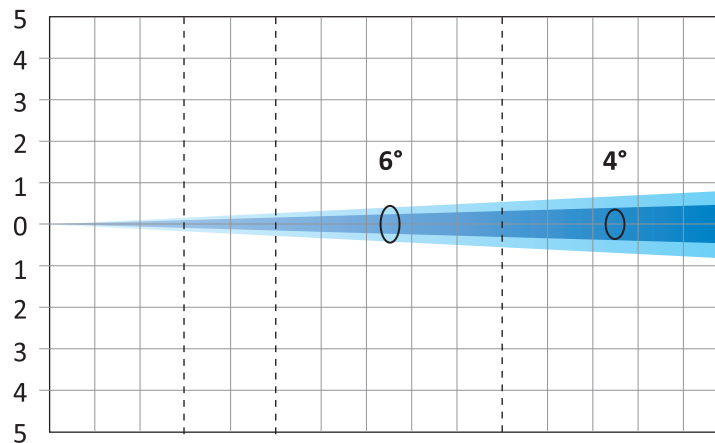
**EN** PHOTOMETRIC DIAGRAMMS  
**IT** DIAGRAMMI FOTOMETRICI  
**DE** FOTOMETRISCHE DIAGRAMME

**ES** DIAGRAMAS FOTOMÉTRICOS  
**FR** DIAGRAMMES PHOTOMETRIQUES

## Minimum Zoom (6° 10% - 4° 50%)

**Total Output: 2150 lumens (Full colors - CONSTANT mode)**

Full colors (CONSTANT mode) lux (fc) 0 46589 (4328) 16772 (1558) 4193 (390) 1864 (173)

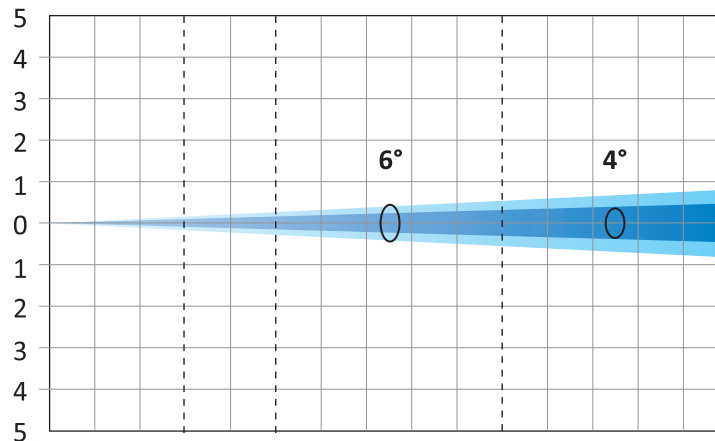


<b>Distance</b>	m (ft in)	0	3 (9' 10")	5 (16' 5")	10 (32' 10")	15 (49' 3")
<b>Diameter 10%</b>	m (ft in)	0	0.34 (1' 1")	0.56 (1' 10")	1.12 (3' 8")	1.68 (5' 6")
<b>Diameter 50%</b>	m (ft in)	0	0.23 (0' 9")	0.38 (1' 3")	0.75 (2' 6")	1.13 (3' 8")

## Minimum Zoom (6° 10% - 4° 50%)

**Total Output: 1840 lumens (Full colors - SLN mode)**

Full colors (SLN mode) lux (fc) 0 40497 (3762) 14579 (1354) 3645 (339) 1620 (150)



<b>Distance</b>	m (ft in)	0	3 (9' 10")	5 (16' 5")	10 (32' 10")	15 (49' 3")
<b>Diameter 10%</b>	m (ft in)	0	0.34 (1' 1")	0.56 (1' 10")	1.12 (3' 8")	1.68 (5' 6")
<b>Diameter 50%</b>	m (ft in)	0	0.23 (0' 9")	0.38 (1' 3")	0.75 (2' 6")	1.13 (3' 8")

# MINI-B MINI-B WW MINI-B AQUA

EN PHOTOMETRIC DIAGRAMMS

ES DIAGRAMAS FOTOMÉTRICOS

IT DIAGRAMMI FOTOMETRICI

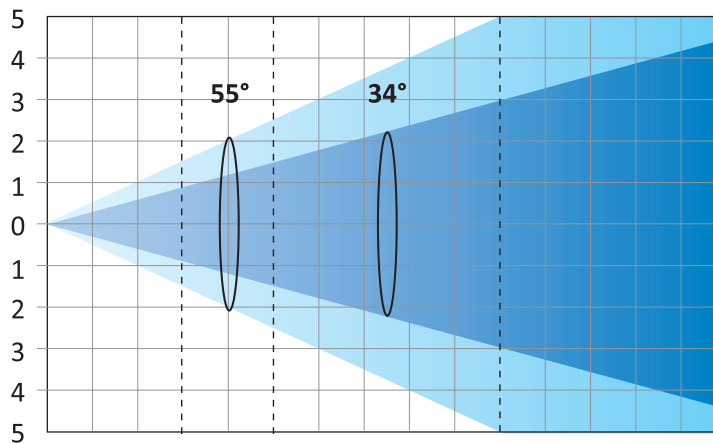
FR DIAGRAMMES PHOTOMETRIQUES

DE FOTOMETRISCHE DIAGRAMME

## Maximum Zoom (55° 10% - 34° 50%)

Total Output: 3420 lumens (Full colors - AUTO mode)

Red (AUTO mode)	lux (fc)	0	199 (18.5)	72 (6.66)	18 (1.66)	8 (0.74)
Green (AUTO mode)	lux (fc)	0	396 (36.8)	143 (13.2)	36 (3.31)	16 (1.47)
Blue (AUTO mode)	lux (fc)	0	56 (5.2)	20 (1.87)	5 (0.47)	2 (0.21)
White (AUTO mode)	lux (fc)	0	555 (51.6)	200 (18.6)	50 (4.64)	22 (2.06)
Full colors (AUTO mode)	lux (fc)	0	1053 (97.8)	379 (35.2)	95 (8.8)	42 (3.91)



Distance	m (ft in)	0	3 (9' 10")	5 (16' 5")	10 (32' 10")	15 (49' 3")
Diameter 10%	m (ft in)	0	3.03 (9' 11")	5.05 (16' 7")	10.10 (33' 2")	15.15 (49' 9")
Diameter 50%	m (ft in)	0	1.82 (6' 0")	3.04 (10' 0")	6.08 (19' 11")	9.11 (29' 11")

# MINI-B MINI-B WW MINI-B AQUA

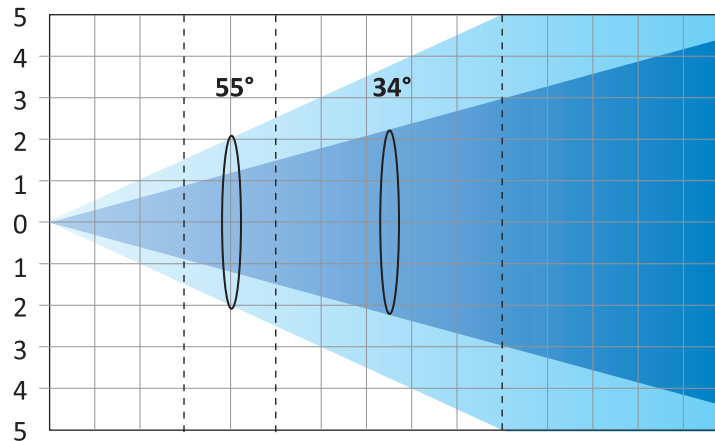
**EN** PHOTOMETRIC DIAGRAMMS  
**IT** DIAGRAMMI FOTOMETRICI  
**DE** FOTOMETRISCHE DIAGRAMME

**ES** DIAGRAMAS FOTOMÉTRICOS  
**FR** DIAGRAMMES PHOTOMETRIQUES

## Maximum Zoom (55° 10% - 34° 50%)

**Total Output: 3420 lumens (Full colors - CONSTANT mode)**

Full colors (CONSTANT mode) lux (fc) 0 1058 (98.3) 381 (35.4) 95 (8.85) 42 (3.93)

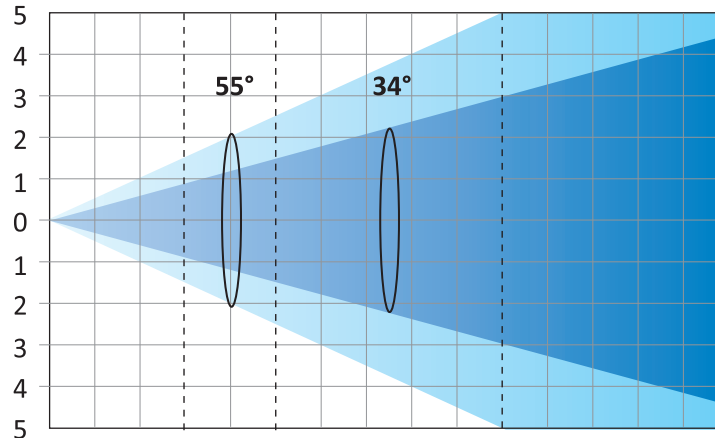


<b>Distance</b>	m (ft in)	0	3 (9' 10")	5 (16' 5")	10 (32' 10")	15 (49' 3")
<b>Diameter 10%</b>	m (ft in)	0	3.03 (9' 11")	5.05 (16' 7")	10.10 (33' 2")	15.15 (49' 9")
<b>Diameter 50%</b>	m (ft in)	0	1.82 (6' 0")	3.04 (10' 0")	6.08 (19' 11")	9.11 (29' 11")

## Maximum Zoom (55° 10% - 34° 50%)

**Total Output: 3000 lumens (Full colors - SLN mode)**

Full colors (SLN mode) lux (fc) 0 941 (87.4) 339 (31.5) 85 (7.87) 38 (3.5)

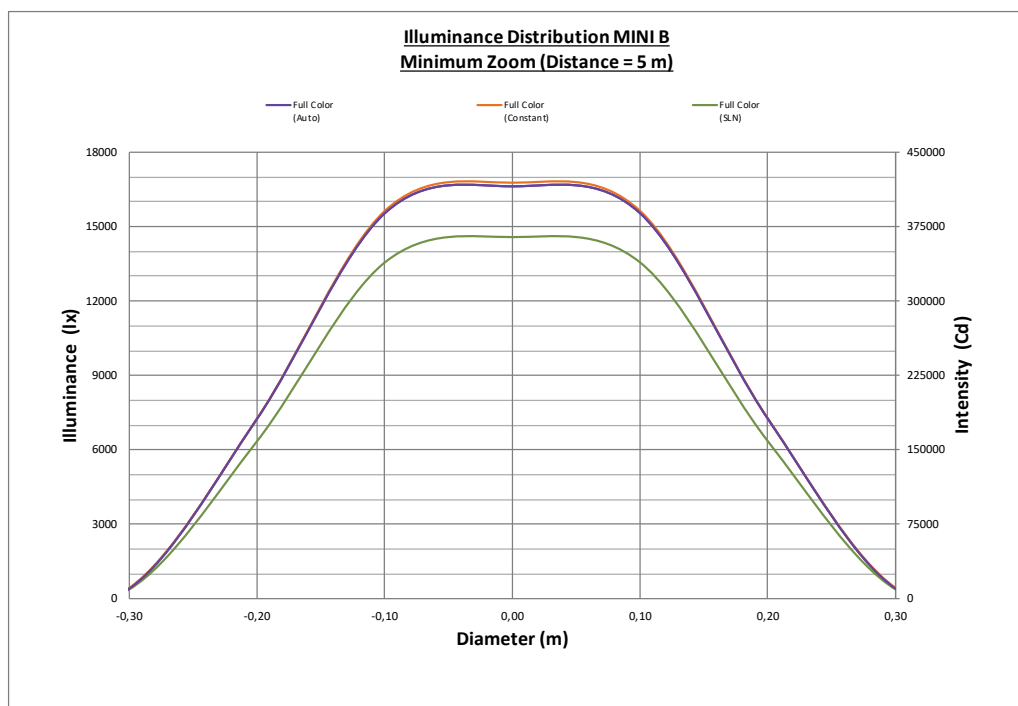
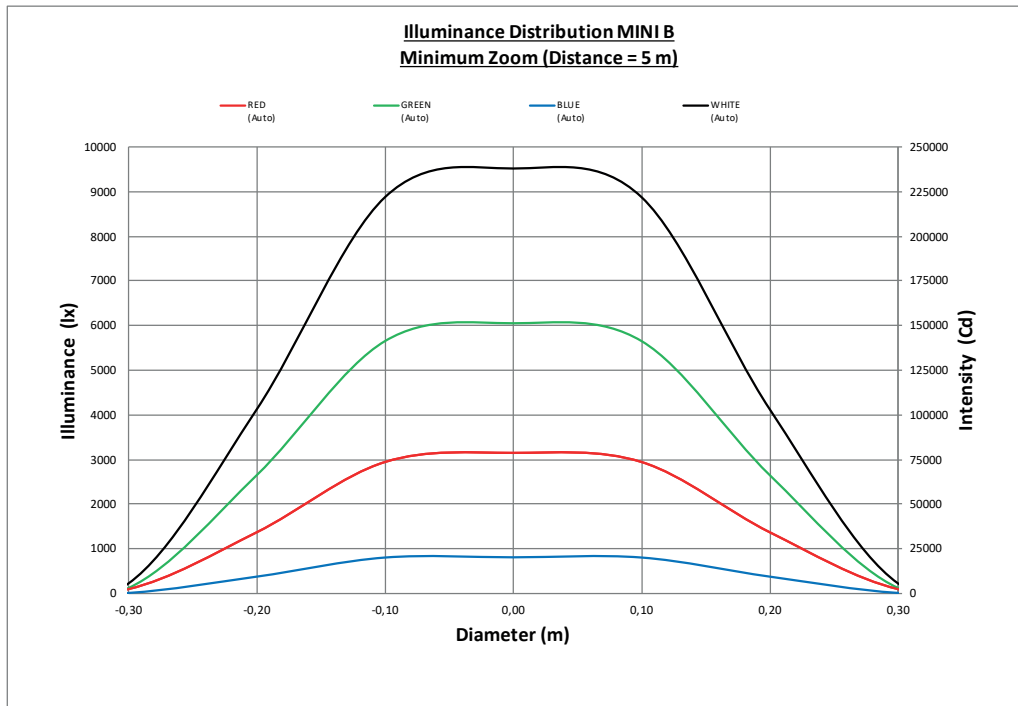


<b>Distance</b>	m (ft in)	0	3 (9' 10")	5 (16' 5")	10 (32' 10")	15 (49' 3")
<b>Diameter 10%</b>	m (ft in)	0	3.03 (9' 11")	5.05 (16' 7")	10.10 (33' 2")	15.15 (49' 9")
<b>Diameter 50%</b>	m (ft in)	0	1.82 (6' 0")	3.04 (10' 0")	6.08 (19' 11")	9.11 (29' 11")

# MINI-B MINI-B WW MINI-B AQUA

- EN PHOTOMETRIC DIAGRAM
- IT DIAGRAMMI FOTOMETRICI
- DE FOTOMETRISCHE DIAGRAMME

- ES DIAGRAMAS FOTOMÉTRICOS
- FR DIAGRAMMES PHOTOMETRIQUES



# MINI-B MINI-B WW MINI-B AQUA

- EN** PHOTOMETRIC DIAGRAM
- IT** DIAGRAMMI FOTOMETRICI
- DE** FOTOMETRISCHE DIAGRAMME

- ES** DIAGRAMAS FOTOMÉTRICOS
- FR** DIAGRAMMES PHOTOMETRIQUES

