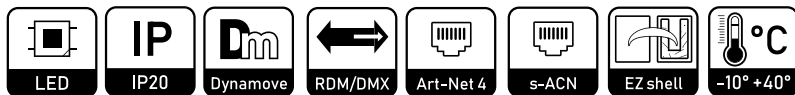
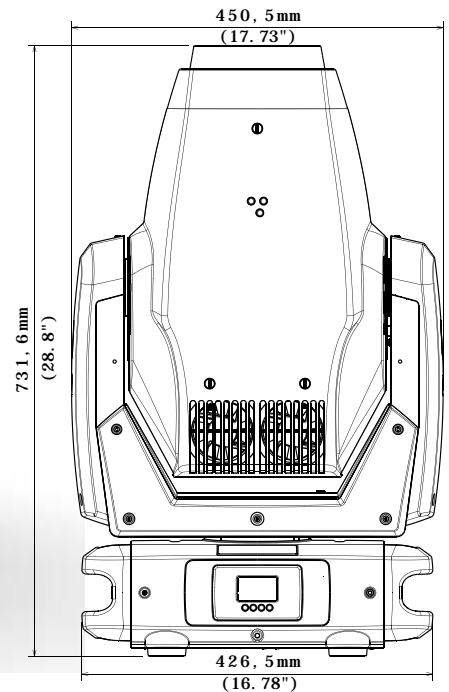
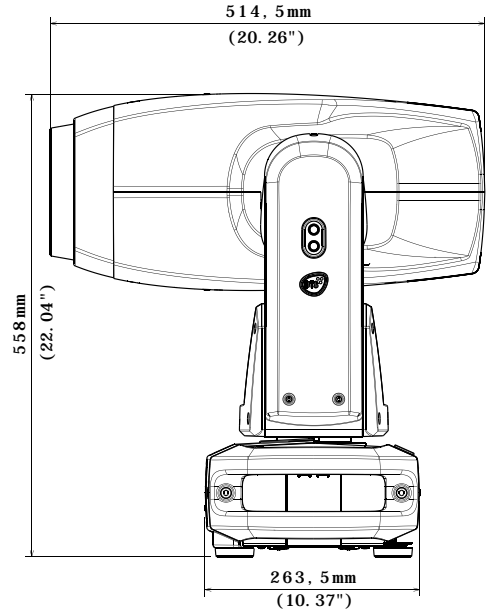




SYNERGY 5 SPOT

HIGH POWER LED MOVING HEAD FOR ENTERTAINMENT AND BROADCAST APPLICATIONS

SYNERGY 5 SPOT is an ultra-luminous, all-round, compact moving head fixture addressing the full range of top level applications. The unit delivers an unmatched light quality (CRI >90 / R9 >80). The unit employs a 420 W pure white LED source (7000 K 16,500 Lumens output) coupled with a long excursion 5.5° - 43° linear zoom with autofocus; this match generates 48,500 Lux (5.5° @ 5 m), with an evenly diffused and flat beam. The revolutionary 'Dynamove' fx engine (Patent Pending) creates stunning 3D-like animation effects and outstanding dynamic backgrounds.



03.MS022

OUTPUT

- 420 W pure white LED source (7000 K 16.500 Lumens output)
- Double CRI (DMX-selectable): CRI >90 or CRI >75
- Average LED life: 50,000 hours (70% lumen output)

OPTICAL GROUP

- 48,500 Lux (5.5° @ 5 m)
- 5.5° - 43° linear zoom with autofocus
- Linear Soft frost filter (Medium and Heavy frost available on demand)
- Electronic dimmer / shutter / strobe (0.3 to 33.3 flash/sec)

COLOR GENERATION

- Linear CMY
- Linear CTO (3000 K – 7000 K)
- Gel filter emulation
- 6-color wheel:
- Two-color generation

DYNAMIC EFFECTS

- Dynamove FX engine (DTS Patent pending)
- Virtual animation wheel
- Customizable rotating 6-gobo wheel
- Fixed 13-gobo wheel
- Circular 24-facet rotating prism
- Linear 6-facet rotating prism

CONTROL

- LCD graphic display + 4 soft-keys; Auto-flip; Key-Lock function
- Art-Net 4, sACN, RDM/DMX protocols
- Internal operating system updatable via DTS dongle firmware uploader
- Li-Fe backup battery for controlling the display settings even when the unit is not powered

DMX

- 37 DMX channels

PAN & TILT

- Pan: 540°: 2.7 sec.
- Tilt: 240°: 1.6 sec.
- Tri-phase stepper motor technology;
- 16-bit resolution
- Selectable speed ranges
- Pan / Tilt lock

POWER SUPPLY

- Electronic full-range 100-277Vac 50-60 Hz
- Power consumption: 550 W max
- Power Factor: PF >0.90

CONNECTIONS

- DMX: XLR 3-pole and 5-pole In / Out panel connectors
- Power supply: powerCON TRUE1 In / Out panel connectors

- Art-Net / sACN: etherCON RJ45 connector

INTERNAL SAFETY DEVICES

Overvoltage and overtemperature circuits protection

OPERATING TEMPERATURE

-10° / 45° C

PHYSICAL

- IP20
- Weight: 35 Kg (70.4 lbs)
- Finishing: Black

SHIPPING

- Packaging: Carton box
- Box size: 600 x 810 x 510 mm (23.6" x 31.9" x 20")
- Box weight: 41.5 Kg (91.5 lbs)

ACCESSORIES INCLUDED

- 1 x Synergy EZ-shell - 560 x 490 x 670 mm - 2 pcs needed in each flightcase (code 0512K146.1)
- 1 x Soft frost filter - already mounted on the unit (code 02SK0410)
- 1 x PowerCON TRUE1 female cable connector (code 0520P066)
- 1 x XLR 5 pins female cable connector (code 0508B147)
- 1 x XLR 5 pins male cable connector (code 0508B148)
- 2 x Kit Omega clamp "Fast Lock" (code 02K00549)

ACCESSORIES ON REQUEST

- Medium Frost filter (code 02SK0428)
- Heavy Frost filter (code 02SK0430)
- Flightcase for 2 units (code 0521C073)
- Aliscraf clamp for tube diameter 48-51 mm - max. load. 200 Kg (code 0521A033)
- G-QUICK clamp Professional - max. load 100 Kg (code 0521A037)
- G60 "C" clamp black - max. load 50 Kg (code 0521A004)
- Safety cable 0.5 x 60 cm - max capacity load 60 Kg (code 0521A038)
- DTS dongle firmware uploader (code 03.LA.206)


ROTATING GOBO WHEEL



COLOR WHEEL



FIXED GOBO WHEEL



PHOTOMETRIC DATA

	mt 5 ft 16.40	mt 10 ft 32.81	mt 15 ft 49.21	mt 20 ft 65.62	mt 25 ft 82.02
BEAM ANGLE 4.6° lux center (lx)	49940	12485	5549	3121	1998
foot candles (fc)	4641	1160	516	290	186
diameter (cm)	40	80	120	161	201
diameter (ft)	1.32	2.64	3.95	5.27	6.59

	mt 3 ft 16.40	mt 6 ft 32.81	mt 9 ft 49.21	mt 12 ft 65.62	mt 15 ft 82.02
BEAM ANGLE 43° lux center (lx)	4119	1030	458	257	165
foot candles (fc)	383	96	43	24	15
diameter (cm)	236	473	709	945	1182
diameter (ft)	7.75	15.51	23.26	31.02	38.77